

AGCO NT01 Display Setup

Challenger NT01 display name = AccuTerminal
 Fendt NT01 display name = VarioTerminal
 Gleaner NT01 display name = Tyton

For:

2017 Gleaner S9* and newer
 2017 RoGator C* series and newer
 2017 FT 500/700/800/900/1000
 2018 TerraGator C* series and newer
 2018 Challenger 1000 and newer
 2018 Challenger MT700 and newer

2018 Fendt IDEAL combine and newer
 2018 CH MT600E wheeled tractor
 2018 CH MT700

*Note: Pins 4 (red) & 5 (brown) on AGCO end of BN2027 adaptor need to be interchanged for RoGator, TerraGator & Gleaner

Receiver screen may appear differently than the following screenshots depending on receiver type (NovAtel or Trimble 382)

¹ Install the Beacon & AGCO adapter. Use port X5130 behind the radio knockout on RoGator, TerraGator, & Gleaner.



² On the Fendt & Challenger series, it is located on the VD03 to receiver cabling above the drop-down roof panel.



³ On-screen configuration:

Select Auto-Guide >



Auto-Guide (again) >



System >



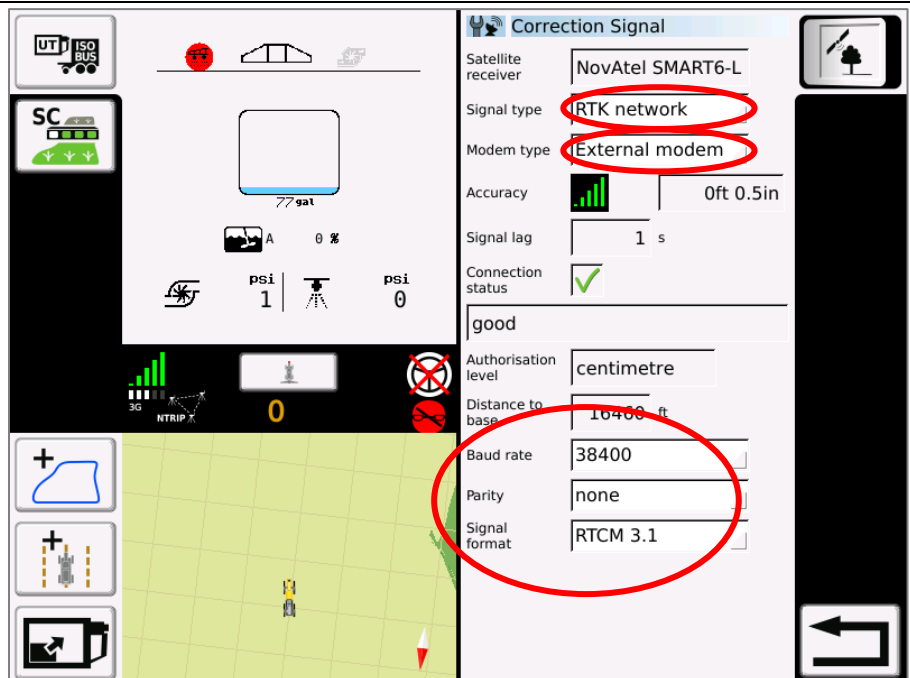
Signal



⁴ Select:

RTK network as signal type >
 External Modem as Modem type >

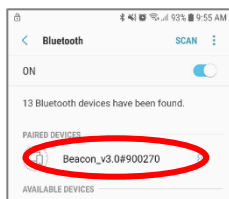
Choose the correct Baud rate for your corresponding external modem >
 Data parity None >
 Signal Format RTCM3.1.



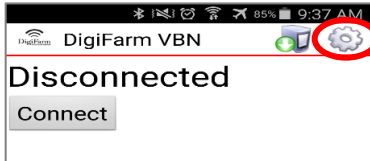
Android Quick Reference Card

Note: Not all android devices function the same; please try your device before purchasing.

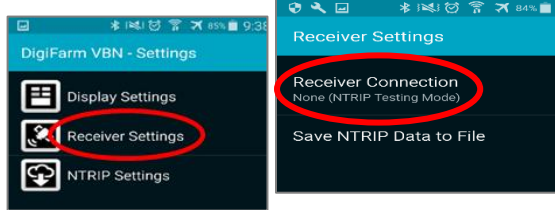
1 Pair the Beacon with android device



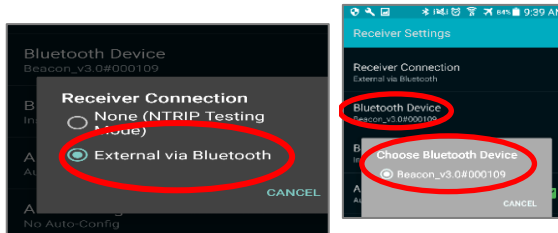
2 Download the DigiFarm NTRIP Client app, open it, and select the gear in the top right corner



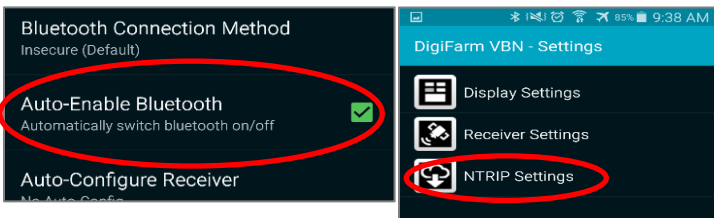
3 Select receiver settings, then receiver connection



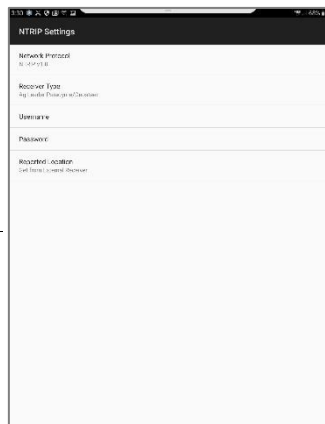
4 Select external via Bluetooth, then choose Bluetooth device



5 Check auto-enable Bluetooth box, then go back & select NTRIP Settings



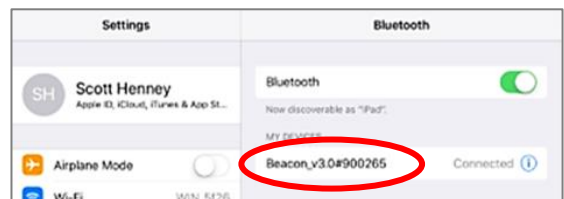
6 Select Network protocol NTRIP v1.0; select your receiver type; enter your DigiFarm username & password



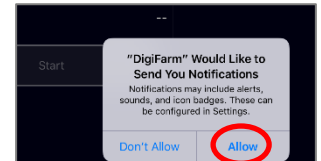
7 Return to the app home screen & tap Connect; the app will start streaming RTK data automatically

iOS Quick Reference Card

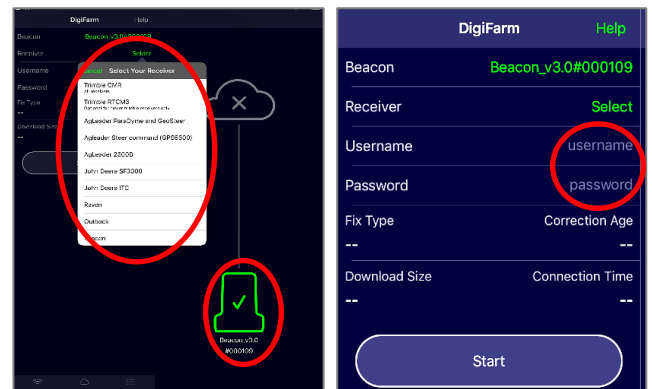
1 Pair the Beacon with the IOS device via the settings app



2 Download the DigiFarm NTRIP Client app, open it, and allow notifications



3 Confirm Beacon connection within the app; then select your receiver type; & enter your username & password



4 Tap the green Start button and allow location access, then you will start streaming RTK data

